

7,000 lb



SPECIFICATIONS

Suspension:

Leaf Spring Suspension: (Choose from table on next page)

- Double Eye versions
- Slipper Eye versions
(Spring Kits sold separately.)

Hanger Kit Options: See Section D

Bolt Pattern Options:

- 8 on 6 1/2"
- UTG 5-Spoke

Brake Options: With or without parking feature.

- 12" x 2" Electric or Hydraulic, Single Servo, Freebacking, or Duo Servo

Spindles: UTA (#42) Spindle, with 2 1/4" seal journal.

- Uses 25580 Inner Bearing,
- Uses 67048, 15123, or 14125A Outer Bearing.
- Straight • 4" Drop

Tubing:

- 3" OD .250 wall; optional 3.5" OD .50 wall for Air-Ride

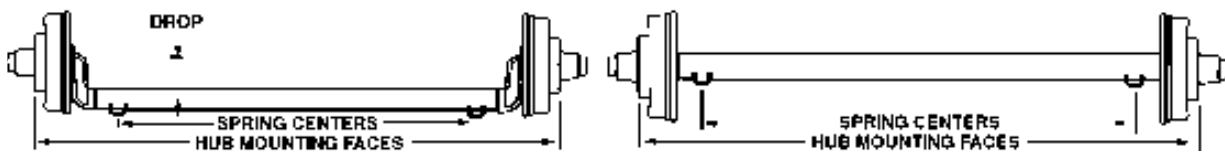
Lubrication:

- Grease • E-Z Lube • Oil Bath • Nev-R-Lube

Wheel Assemblies: See Section E

Replacement Parts:

- Idler Hub:** See Page B-16
- Hub/Drums:** See Page B-24, B-34(Nev-R-Lube)
- Brakes:** See Page C-11 (Electric),
Page C-27 & C-28 (Hydraulic)
- Axle Beams:** See Page B-2



Axle Type	Difference Between Hub Face and Spring Center		
	Minimum	Recommended	Maximum
Straight	12.75"	16.25"	18.00"
Drop	15.75"	17.75"	18.00"

NOTE: Minimums are based on manufacturing tolerances only. Some tire and wheel combinations may create interference.

7,000 lb. Axle Options

Part No.	Ref. No.	Description
12-PWC	022735	EXTRA CHARGE FOR 6K ELECTRIC AXLES W/PWC OPTION INSTALLED
XTRA-HF-7K	022730	EXTRA CHARGE (PER AXLE) FOR 7K AXLES OVER 96" HUBFACE
ADD-7KHD-WALL	022736	ADD ON FOR 7K AXLE, 3.5" OD .5" WALL TUBING FOR AIR-RIDE
ADD-7KHD-302WALL	022734	ADD ON FOR 7K AXLE, 3" OD .302" WALL TUBING FOR AIR-RIDE

For information on selecting and ordering Tubular Axles, see pages A-2 thru A-3.


For specific ordering information, please call your nearest Branch.

7,000 lb. Axle Assemblies		
Axle Type	8 on 6 1/2"	UTG 5 Spoke
Idler		
Straight	70865I-ST	70UTGI-ST
Straight E-Z Lube	70865I-ST-EZ	70UTGI-ST-EZ
Straight Oil Bath	70865I-ST-OIL	70UTOI-ST-OIL
4" Drop	70865I-4D	70UTGI-4D
4" Drop E-Z Lube	70865I-4D-EZ	70UTGI-4D-EZ
4" Drop Oil Bath	70865I-4D-OIL	70UTOI-4D-OIL
Electric		
Straight	70865E-ST	70UTGE-ST
Straight E-Z Lube	70865E-ST-EZ	70UTGE-ST-EZ
Straight Nev-R-Lube	70865E-ST-NL	N/A
Straight Oil Bath	70865E-ST-OIL	70UTOE-ST-OIL
4" Drop	70865E-4D	70UTGE-4D
4" Drop E-Z Lube	70865E-4D-EZ	70UTGE-4D-EZ
4" Drop Oil Bath	70865E-4D-OIL	70UTOE-4D-OIL
Single Servo Hydraulic		
Straight	70865H-ST	70UTGH-ST
Straight E-Z Lube	70865H-ST-EZ	70UTGH-ST-EZ
Straight Nev-R-Lube	70865H-ST-NL	N/A
Straight Oil Bath	70865H-ST-OIL	70UTOH-ST-OIL
4" Drop	70865H-4D	70UTGH-4D
4" Drop E-Z Lube	70865H-4D-EZ	70UTGH-4D-EZ
4" Drop Oil Bath	70865H-4D-OIL	70UTOH-4D-OIL
Single Servo Hydraulic Freeback		
Straight	70865HFB-ST	70UTGHFB-ST
Straight E-Z Lube	70865HFB-ST-EZ	70UTGHFB-ST-EZ
Straight Nev-R-Lube	70865HFB-ST-NL	N/A
Straight Oil Bath	70865HFB-ST-OIL	70UTOHFB-ST-OIL
4" Drop	70865HFB-4D	70UTGHFB-4D
4" Drop E-Z Lube	70865HFB-4D-EZ	70UTGHFB-4D-EZ
4" Drop Oil Bath	70865HFB-4D-OIL	70UTOHFB-4D-OIL
Duo Servo Hydraulic		
Straight	70865HY-ST	70UTGHY-ST
Straight E-Z Lube	70865HY-ST-EZ	70UTGHY-ST-EZ
Straight Nev-R-Lube	70865HY-ST-NL	N/A
Straight Oil Bath	70865HY-ST-OIL	70UTOHY-ST-OIL
4" Drop	70865HY-4D	70UTGHY-4D
4" Drop E-Z Lube	70865HY-4D-EZ	70UTGHY-4D-EZ
4" Drop Oil Bath	70865HY-4D-OIL	70UTOHY-4D-OIL



Spring and U-bolt Kits available for 7,000 lb. Axles (Sold Separately)					
Part No.	Ref. No.	Per Spring Capacity	Length	Type	No. of Leaves
2-PR5	023000	2,900 lb.	25 1/4"	Double Eye	5
2-PR6	023100	3,300 lb.	24 7/8"	Double Eye	6
2-E5226	023200	3,000 lb.	25 1/4"	Slipper	5
2-1203T3	023300	3,500 lb.	24"	Slipper	5
2-1403T3	023400	4,000 lb.	24"	Slipper	7
2-E5115	023600	4,000 lb.	27 1/2"	Slipper	6

7,200 lb



SPECIFICATIONS

Suspension:

Leaf Spring Suspension: (Choose from table below)

- Double Eye versions
 - Slipper Eye versions
- (Spring Kits sold separately.)

Hanger Kit Options: See Section D

Bolt Pattern Options:

- 8 on 6 1/2" (9/16" studs standard or optional 5/8")

Brake Options: • 12 1/4" x 2 1/2" Electric Only

Spindles: Uses 25580 Inner, 02475 Outer Bearings • Straight • 4" Drop

Tubing: • 3" OD, .250 wall
Optional 3.5" OD, .50 wall for Air-Ride

Lubrication: • Grease • E-Z Lube • Oil Bath

Wheel Assemblies: See Section E

Replacement Parts:

Hub/Drums: See Page B-25

Brakes: See Page C-14 (Electric)

Axle Beams: See Page B-2



Difference Between Hub Face and Spring Center

Axle Type	Minimum	Recommended	Maximum
Straight	14.00"	15.00"	18.00"
Drop	15.75"	17.75"	18.00"

NOTE: Minimums are based on manufacturing tolerances only. Some tire and wheel combinations may create interference.

7,200 lb. Axle Assemblies

Axle Type	8 on 6 1/2"
Electric Straight	72865E-ST
Electric Straight E-Z Lube	72865E-ST-EZ
Electric Straight Oil Bath	72865E-ST-OIL
Electric 4" Drop	72865E-4D
Electric 4" Drop E-Z Lube	72865E-4D-EZ
Electric 4" Drop Oil Bath	72865E-4D-OIL

Spring and U-bolt Kits available for 7,200 lb. Axles
(Sold separately)

Part No.	Ref. No.	Per Spring Capacity	Length	Type	No. of Leaves
2-PR5	023000	2,900 lb.	25 1/4"	Double Eye	5
2-PR6	023100	3,300 lb.	24 7/8"	Double Eye	6
2-E5226	023200	3,000 lb.	25 1/4"	Slipper	5
2-1203T3	023300	3,500 lb.	24"	Slipper	5
2-1403T3	023400	4,000 lb.	24"	Slipper	7
2-E5115	023600	4,000 lb.	27 1/2"	Slipper	6

7,200 lb. Axle Options

Part No.	Ref. No.	Description
72K-PWC	022850	EXTRA CHARGE FOR 7.2K ELECTRIC AXLES W/PWC OPTION INSTALLED
XTRA-HF-7.2K	022875	EXTRA CHARGE (PER AXLE) FOR 7.2K AXLES OVER 96" HUBFACE
ADD-7.2KHD-WALL	022900	ADD ON FOR 7.2K AXLE, 3.5" OD .5" WALL TUBING FOR AIR-RIDE

For information on selecting and ordering Tubular Axles, see pages A-2 thru A-3.

For specific ordering information, please call your nearest Branch.

8,000 lb



**AXLE
ASSEMBLIES**

SPECIFICATIONS

Suspension:

Leaf Spring Suspension: (Choose from table below)

- Slipper Eye version (Only)
(Spring Kits sold separately.)

Hanger Kit Options: See Section D

Bolt Pattern Options:

- 8 on 6 1/2" (9/16" studs standard or optional 5/8")

Brake Options: (Forward Self-Adjusting)

- 12 1/4" x 3 3/8" Electric
- 12 1/4" x 3 3/8" Hydraulic – Single or Duo-Servo, available with parking feature.
- Hydraulic Disc
- ABS equipped option for hydraulic brakes

Spindles: Uses 25580 Inner, 02475 Outer Bearing •Straight
• 4" Drop

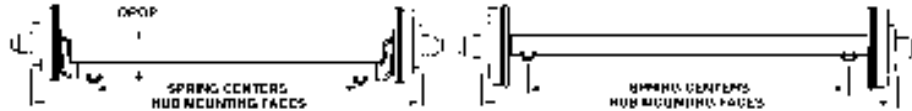
Tubing: • 3.5" OD .250 wall
Optional 3.5" OD, .50 wall for Air-Ride

Lubrication: • Grease • E-Z Lube • Oil Bath • Nev-R-Lube

Wheel Assemblies: See Section E

Replacement Parts:

- Idler Hub:** See Page B-17
- Hub/Drums:** See Page B-27, B-34(Nev-R-Lube)
- Hub/Rotor:** See Page B-38
- Brakes:** See Page C-15 (Electric), Page C-29 (Hydraulic Drum)
Page B-38 (Hydraulic Disc)
- Axle Beams:** See Page B-2



Difference Between Hub Face and Spring Center

Axle Type	Minimum	Recommended	Maximum
Straight	16.00"	19.00"	19.00"
Drop	18.00"	19.00"	19.00"

NOTE: Minimums are based on manufacturing tolerances only. Some tire and wheel combinations may create interference.

8,000 lb. Axle Assemblies

Axle Type	8 on 6 1/2"
Idler	
Straight Oil Bath	80865I-ST
Straight E-Z Lube	80865I-ST-EZ
4" Drop Oil Bath	80865I-4D
4" Drop E-Z Lube	80865I-4D-EZ

Straight Oil Bath	80865E-ST
Straight E-Z Lube	80865E-ST-EZ
Straight Nev-R-Lube	80865E-ST-NL
4" Drop Oil Bath	80865E-4D
4" Drop E-Z Lube	80865E-4D-EZ

Straight Oil Bath	80865HY-ST
Straight E-Z Lube	80865HY-ST-EZ
Straight Nev-R-Lube	80865HY-ST-NL
4" Drop Oil Bath	80865HY-4D
4" Drop E-Z Lube	80865HY-4D-EZ

Straight Oil Bath	80865DS-ST
Straight E-Z Lube	80865DS-ST-EZ
Straight Nev-R-Lube	80865DS-ST-NL
4" Drop Oil Bath	80865DS-4D
4" Drop E-Z Lube	80865DS-4D-EZ

Straight Oil Bath	80865HY-ST
Straight E-Z Lube	80865HY-ST-EZ
Straight Nev-R-Lube	80865HY-ST-NL
4" Drop Oil Bath	80865HY-4D
4" Drop E-Z Lube	80865HY-4D-EZ

Straight Oil Bath	80865DS-ST
Straight E-Z Lube	80865DS-ST-EZ
Straight Nev-R-Lube	80865DS-ST-NL
4" Drop Oil Bath	80865DS-4D
4" Drop E-Z Lube	80865DS-4D-EZ

Straight Oil Bath	80865DS-ST
Straight E-Z Lube	80865DS-ST-EZ
Straight Nev-R-Lube	80865DS-ST-NL
4" Drop Oil Bath	80865DS-4D
4" Drop E-Z Lube	80865DS-4D-EZ

Spring and U-bolt Kits available for 8,000 lb. Axles (Sold separately)

Part No.	Ref. No.	Per Spring Capacity	Length	Type	No. of Leaves
2-E5226-8K	025200	3,000 lb.	25 1/4"	Slipper	5
2-1203T3-8K	025250	3,500 lb.	24 7/8"	Slipper	5
2-1403T3-8K	025600	4,000 lb.	24 7/8"	Slipper	7
2-E5115-8K	025400	4,000 lb.	27 1/2"	Slipper	6

8,000 lb. Axle Options

Part No.	Ref. No.	Description
12.25-PWC	024975	EXTRA CHARGE FOR 12 1/4" ELECTRIC AXLES W/PWC OPTION INSTALLED
XTRA-HF-8K	024960	EXTRA CHARGE (PER AXLE) FOR 8K AXLES OVER 96" HUBFACE
8K-ADD-HYABS	024980	EXTRA CHARGE (PER AXLE) FOR HYD BRAKE AXLES W/ABS SENSORS & TONE RINGS INSTALLED
ADD-8KHD-WALL	024985	ADD ON FOR 8K AXLE, 3.5" OD .5" WALL TUBING FOR AIR-RIDE

For information on selecting and ordering Tubular Axles, see pages A-2 thru A-3.
For specific ordering information, please call your nearest Branch.